

## Application News

No. AD-0223

### FTIR / IRSpirit / QATR-S / Hand Sanitizer

## Quick and Easy Analysis of Alcohol Content in Hand Sanitizer by FTIR Spectroscopy

### □ Introduction

If washing hands with soap and water are not readily accessible, hand sanitizer is the next alternative to prevent the spread of diseases and to kill germs. U.S. CDC have recommended sanitizers with 60–95% alcohol as the most effective composition of sanitizers. Additionally, with concerns over product fraud or fake substances used in the manufacturing of sanitizers, analysis of key active ingredients, such as alcohol, in sanitizers is crucial. This application news investigated the content of two most-commonly-used alcohol [ethanol and isopropyl alcohol (IPA)] in hand sanitizers. This analysis was conducted using Shimadzu FTIR spectrophotometer, IRSpirit™, equipped with an attenuated total reflection (ATR) accessory, QATR™-S which enables Fast and Easy set-up for quality testing.

### □ Experimental

Four commercially available alcohol-based hand sanitizers, two of which contains ethanol while the other two contains IPA, were analyzed (Table 2). Ethanol and IPA which were used to prepare the calibration standards were purchased from Merck, Germany, and Fisher Chemical, USA, respectively. The standard solutions, with concentration ranging from 0% to 100%, were prepared by dilution with Type E-1 ultra-pure water (Milli-Q® Millipore system, Germany). The samples were analysed without pre-treatment and dilution.

All standards and samples were measured using Shimadzu FTIR spectrophotometer, IRSpirit, equipped with an ATR accessory, QATR-S with a diamond crystal (Figure 1). The measurement conditions are shown in Table 1. About 20 to 30  $\mu\text{L}$  of the sample amount was placed onto the ATR crystal using a micropipette and covered immediately with a volatile cover to minimize evaporation which could cause its concentration to change (Figure 2). The calibration curves of ethanol and IPA were generated using LabSolutions™ IR Quantitation mode. For ethanol, the baseline was drawn at 1010  $\text{cm}^{-1}$  and 1110  $\text{cm}^{-1}$  and the calibration curve was created using the height from baseline to peak at 1044  $\text{cm}^{-1}$ .


For IPA, the baseline was drawn at 1075  $\text{cm}^{-1}$  and 1175  $\text{cm}^{-1}$  and the calibration curve was created using the height from baseline to peak at 1127  $\text{cm}^{-1}$ .

**Table 1: FTIR Measurement Conditions**

Instrument	: IRSpirit™, QATR™-S (Diamond)
Wavenumber Range	: 4000 – 400 $\text{cm}^{-1}$
Resolution	: 4.0 $\text{cm}^{-1}$
Accumulation	: 25
Apodization function	: Happ-Genzel
Detector	: DLATGS



**Fig. 1: IRSpirit™ FTIR with QATR™-S**



**Fig. 2: QATR™-S with Volatile Cover**

### □ Results and Discussion

Figure 3 shows the IR spectra of ethanol standards from 1140  $\text{cm}^{-1}$  to 1000  $\text{cm}^{-1}$  and IPA standards from 1200  $\text{cm}^{-1}$  to 1060  $\text{cm}^{-1}$  respectively. The IR spectra of alcohol-based hand sanitizers with 60% and 80% standards are shown in Figure 4. A good coefficient correlation ( $r^2$ ) of more than 0.999 was obtained for the calibration curves of ethanol and IPA (Figure 5).

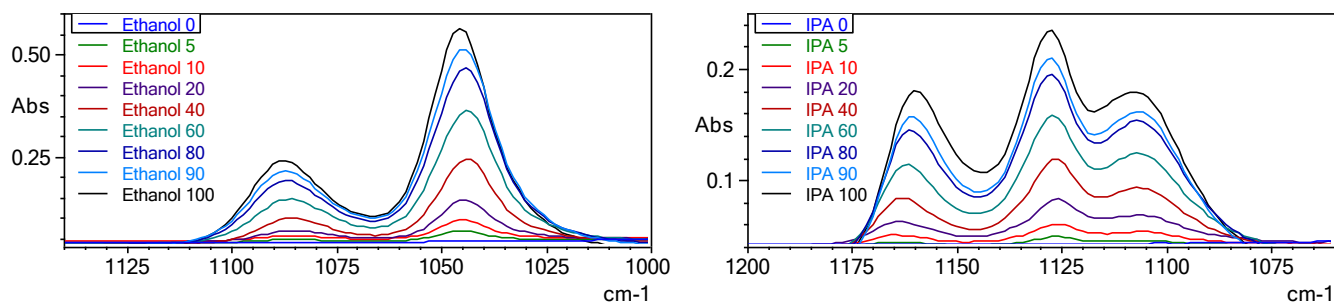


Fig. 3: IR Spectra of Ethanol Standards (left) and IPA Standards (right)

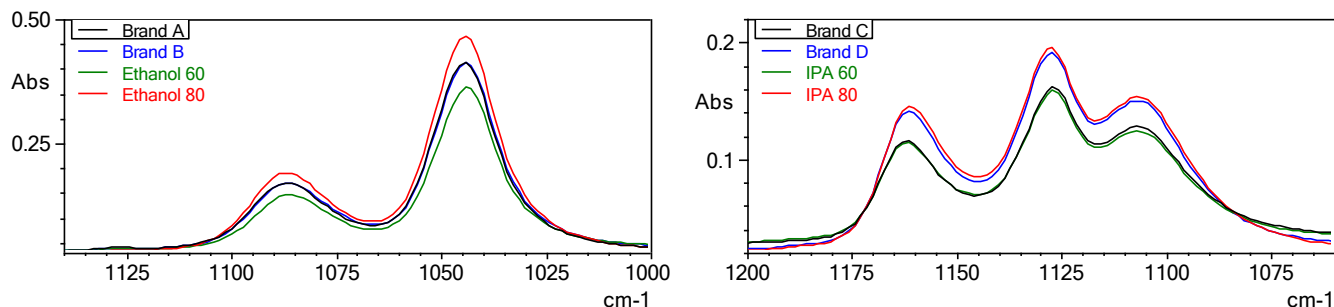


Fig. 4: IR Spectra of Brand A and B with 60% and 80% Ethanol Standards (left) and Brand C and D with 60% and 80% IPA Standards (right)

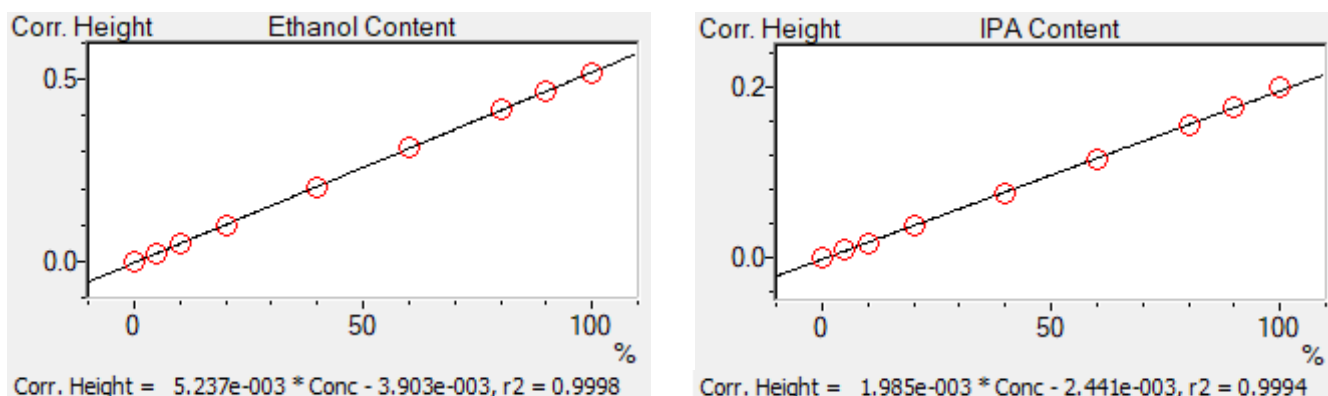


Fig. 5: Calibration Curves of Ethanol (left) and IPA (right)

Table 2 shows the quantitation results of the alcohol content in the alcohol-based hand sanitizers.

Table 2: Quantitative Results of Alcohol Content in Alcohol-based Hand Sanitizers

Sample	Type	Concentration	
		Labelled	Measured
Brand A	Ethanol	70 %	70.2 %
Brand B	Ethanol	66 %	69.4 %
Brand C	IPA	Not Stated	61.2 %
Brand D	IPA	> 70%	77.4 %

IRSpirit, LabSolutions and QATR are trademarks of Shimadzu Corporation in Japan and/or other countries.

Milli-Q is a trademark of Merck KGaA, Darmstadt, Germany or its affiliates. Third-party trademarks and trade names may be used in this publication to refer to either the entities or their products/services, whether or not they are used with trademark symbol "TM" or "®".

## Conclusion

With Shimadzu IRRspirit™ and QATR™-S, alcohol content in hand sanitizers are Easily and Accurately determined using just a single drop of sample.

## References

1. Todd ECD, Michaels BS, Holah J, Smith D, Greig JD, Bartleson CA. (2010) *Outbreaks where food workers have been implicated in the spread of foodborne disease. Part 10. Alcohol-based antiseptics for hand disinfection and a comparison of their effectiveness with soaps.* Journal of Food Protection 73(11): 2128-2140.
2. Kampf G, Kramer A. (2004) *Epidemiologic background of hand hygiene and evaluation of the most important agents for scrubs and rubs.* Clinical Microbiology Reviews 17(4): 863-893.



SHIMADZU (Asia Pacific) Pte. Ltd.  
79 Science Park Drive, #02-01/08 Cintech IV, Singapore 118264,  
www.shimadzu.com.sg; Tel: +65-6778 6280 Fax: +65-6778 2050

**For Research Use Only. Not for use in diagnostic purposes.**

Contents and/or instrumentations in this application may not available in some countries under each regulation.

Please contact the local representatives in details.

Copyright © 2020 SHIMADZU (Asia Pacific) Pte. Ltd.  
All rights reserved. No part of this document may be reproduced in any form or by any means without permission in writing from SHIMADZU (Asia Pacific) Pte. Ltd.